


G. Teaching decimal numbers using squares and abacuses

28. Decimal representation of fractions (place value ten)

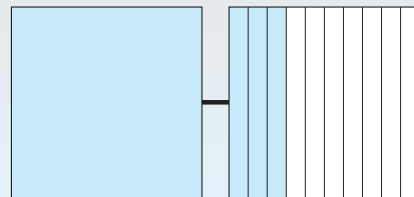
- Draw a square drawing corresponding to the abacus - **a colored area for each disk**.
 - Write a mixed number and a decimal number.



decimal number : _____ mixed number : _____

- For each square drawing, draw the corresponding abacus - **a disk for each colored area**. Write a mixed number or a fraction, and a decimal number.


a |



mixed number: _____

decimal number: _____

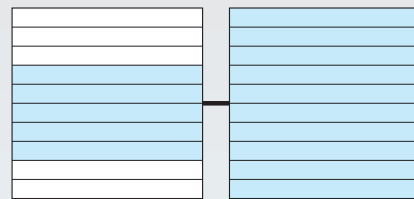
b |



fraction or mixed number: _____

decimal number: _____

c |



fraction: _____

decimal number: _____